

Friends and Family Test Results

September 2024

1. Our Service

Overall how was your experience of our service?

Very good	267
Good	42
Neither good nor poor	9
Poor	1
Very poor	5
Don't know	1

Total 325



2. Your Comments

Please can you tell us why you gave your answer?

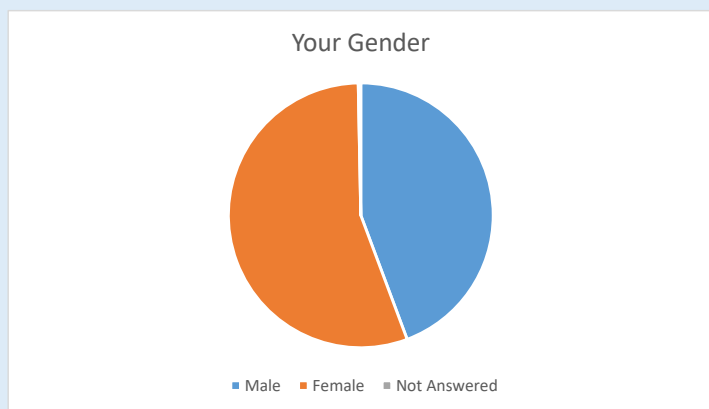
Please tell us about anything that we could have done better



3. Your Gender

Male	144
Female	180
Not Answered	1

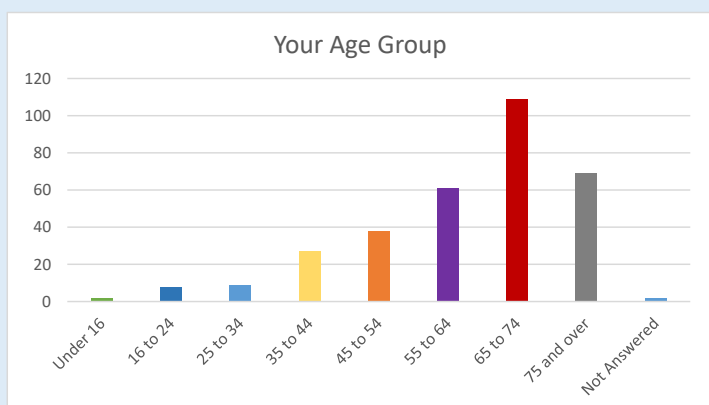
Total 325



4. Your Age Group

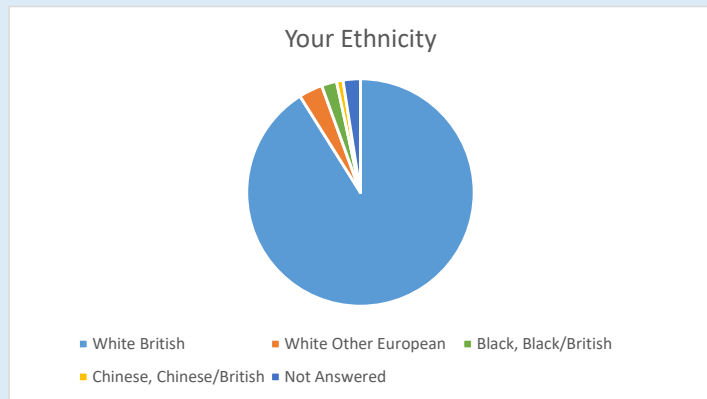
Under 16	2
16 to 24	8
25 to 34	9
35 to 44	27
45 to 54	38
55 to 64	61
65 to 74	109
75 and over	69
Not Answered	2

Total 325



5. Your Ethnicity

White British	296
White Other European	11
Black, Black/British	7
Chinese, Chinese/British	3
Not Answered	8
Total	325



6. Your Employment Status

Full Time Employment	72
Part Time Employment	44
Not Employed	25
Retired	178
Not Answered	6
Total	325

